



Assay Technologies Ltd.

APIS Breast Cancer Subtyping Kit (RUO)

The APIS Breast Cancer Subtyping Kit (RUO) is a highly reproducible, RT-qPCR-based kit for detecting mRNA expression of standard breast cancer biomarkers (HER2, ER, PR, Ki67) and novel proliferative biomarkers from core-needle biopsy (CNB) or resected formalin-fixed paraffin embedded (FFPE) breast tumour tissue. Receptor tyrosine-protein kinase erbB-2 (HER2), oestrogen receptor (ER), progesterone receptor (PR), and marker of proliferation (Ki67) biomarkers play a key role in breast cancer.

The kit also includes a novel four-gene proliferative signature that comprises four markers (MKI67, CCNA2, KIF23, and PCNA) associated with proliferation. These markers are expressed throughout all cell cycle stages, providing a more precise representation of tumour proliferation.



Advantages of the APIS Breast Cancer Subtyping Kit (RUO)



Reproducible and precise detection of HER2, ER, PR & Ki67 mRNA expression



Novel four-gene proliferative signature provides a more precise representation of tumour proliferation



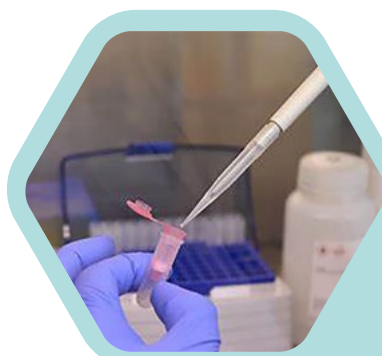
Requires only 10µm CNB or resected FFPE sections with as little as 20% tumour content



Only 2 hours from PCR setup to result generation

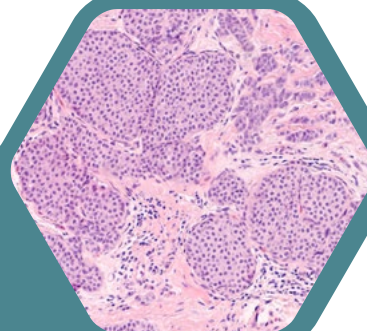
APIS Breast Cancer Subtyping Kit (RUO)

Delivering precise results for standard biomarkers and a novel proliferative signature in **less than 5 hours** when processing 10 samples.



Sample Preparation

- 10µm FFPE tissue section (tumour content ≥ 20%)



Recommended RNA Extraction & Normalisation

- Use of RNeasy® DSP FFPE Tissue Kit
- Fluorometric RNA Quantification



APIS Breast Cancer Subtyping Kit (RUO) Setup

- Master mix prep and plate set up
- Up to 10 samples per plate



RT-qPCR Reaction

- Recommended for use with QuantStudio™ 5 Dx Instrument



Analysis and Results Interpretation

- Analysis and target relative expression can be reported as Delta Ct (ΔCt) values.

The APIS Breast Cancer Subtyping Kit (RUO) contains an internal control (IC), a synthetic RNA sequence, which monitors for assay set up, reagent performance and interfering substances. Positive and Negative Controls (PC and NTC) which monitor run validity and reagent performance are also supplied with the kit.

A Comprehensive Molecular Profile for Breast Cancer

The APIS Breast Cancer Subtyping Kit (RUO) uses One Step RT-qPCR with dye-linked oligonucleotides to detect sequence amplification. To selectively amplify the mRNA sequence, at least one of the oligonucleotides used to generate the amplicon is spanning an exon-exon boundary. The probe binds to the target sequence between the primers.



Reliable Detection

Reliability detecting HER2, ER, PR & Ki67 mRNA expression levels



Reproducible

Highly precise, consistent results across multiple samples

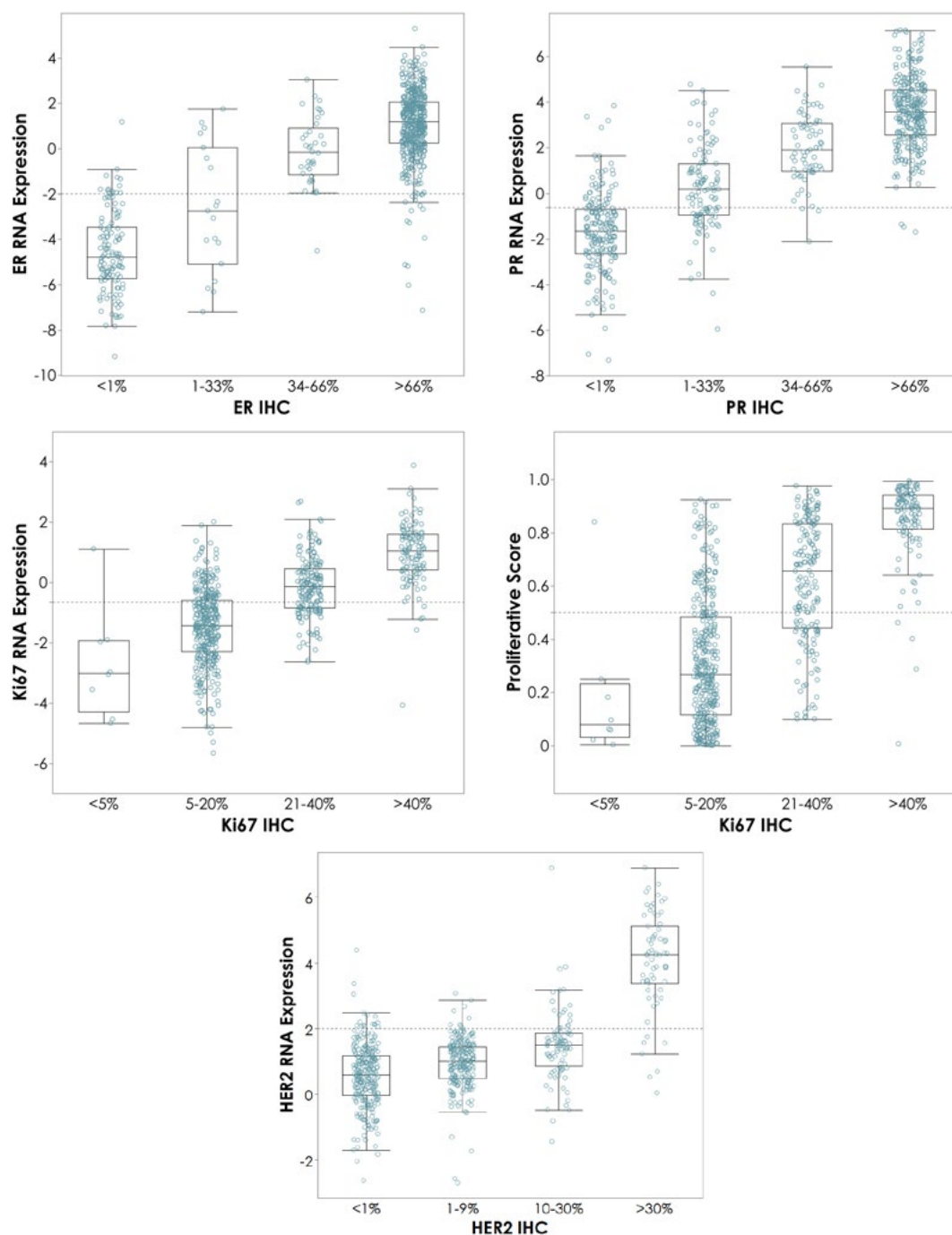


Quick Setup

Only 2 hours from PCR setup to result generation

APIS Breast Cancer Subtyping Kit (RUO) Performance

Comparison of APIS Breast Cancer Subtyping Kit (RUO) expression measure (ΔCt) with IHC% nuclei staining for each target. A strong correlation between IHC% staining and the APIS Breast Cancer Subtyping Kit (RUO) can be observed.



Y axis; APIS RNA gene expression (ΔCt value) with assays cut-off (dashed line) indicating positive/negative calling. Cut off values valid only when analysis performed using QS5™Dx instrument. X axis; IHC positive nuclei (%).

Ordering Information

Product Name	Test Type	Kit Size	Catalogue Number	Price
APIS Breast Cancer Subtyping Kit (RUO)	RUO	24 Samples in duplicate plus controls	004	Available upon request

All scientific and analytical information in this brochure comes from the APIS Breast Cancer Subtyping Kit (RUO) Instructions for Use ART0049.

The APIS Breast Cancer Subtyping Kit (RUO) is intended for Research Use Only (RUO). Not for use in medical or clinical diagnostic procedures.



Assay Technologies Ltd.

To order the APIS Breast Cancer Subtyping Kit (RUO) or to learn more about how our assay can elevate your breast cancer research capabilities, please contact your local distributor using the details below.

UK sales agent:



LINK Medical Solutions

Phone: +44 (0) 203 1373 193

Address: 85 Great Portland St, First Floor, London, W1W 7LT

Email: info@linkmedicalsolutions.com

International distributor:



BIOCARTIS

Biocartis

Phone: +32 (0) 15 632 600

Address: Generaal De Wittelaan 11B, 2800 Mechelen, Belgium

Email: info@biocartis.com

+44 (0)161 938 8179 www.apisassay.com info@apisassay.com

APIS Assay Technologies Ltd. Second Floor, Citylabs 1.0,
Nelson Street, Manchester, M13 9NQ